



# Prioritizing Data-Driven Budgeting

2024 NCSL Spring Budget Working Group Meeting  
Seattle, Washington

Carrington Skinner, NCSL  
Thursday, June 6, 2024





# Center for Results-Driven Governing

Founded in 2020



## SUPPORT

Tailored TA and research to support use of data and evidence in state policy and budget decisions.



## AWARENESS

Raise awareness about evidence-informed strategies, available data, relevant research.



## RESOURCE HUB

Serve as a national resource and training hub for state policymakers.



## CONNECTIONS

Convene legislative and executive branches, researchers, foundations, national organizations.



## Governing for Results Network

NATIONAL CONFERENCE OF STATE LEGISLATURES  
THE COUNCIL OF STATE GOVERNMENTS  
THE POLICY LAB AT UNC-CHAPEL HILL





# What is Evidence-Based Policymaking?



## **Rigorous**

Best available evidence and data to inform decisions




## **Actionable**

Tools and practices you can use to make decisions



## **Results-Oriented**

Find what works and where more information is needed



## **Ongoing**

Knowledge to inform future decisions

# Outline

- **What is performance-based budgeting and why do states do it?**
- **Measuring performance across the states**
- **Common themes and state examples**



# Defining Performance-Based Budgeting

## District of Columbia

“budget presentation consisting of agency programs, estimated total program and activity costs, as well as full-time equivalents for the current and next fiscal year; agency strategic result goals; an overview describing the activities within each program; estimated program costs; and program performance measures.” [D.C. Code § 47-308.01](#)

## Louisiana

“budget which relates funding to expected results.” [La. Rev. Stat. Ann. § 39:2](#)





# Why Measure Performance?

Inform the decision-making process

---


Encourage efficient use of resources

---

Increase accountability

---

Promote transparency



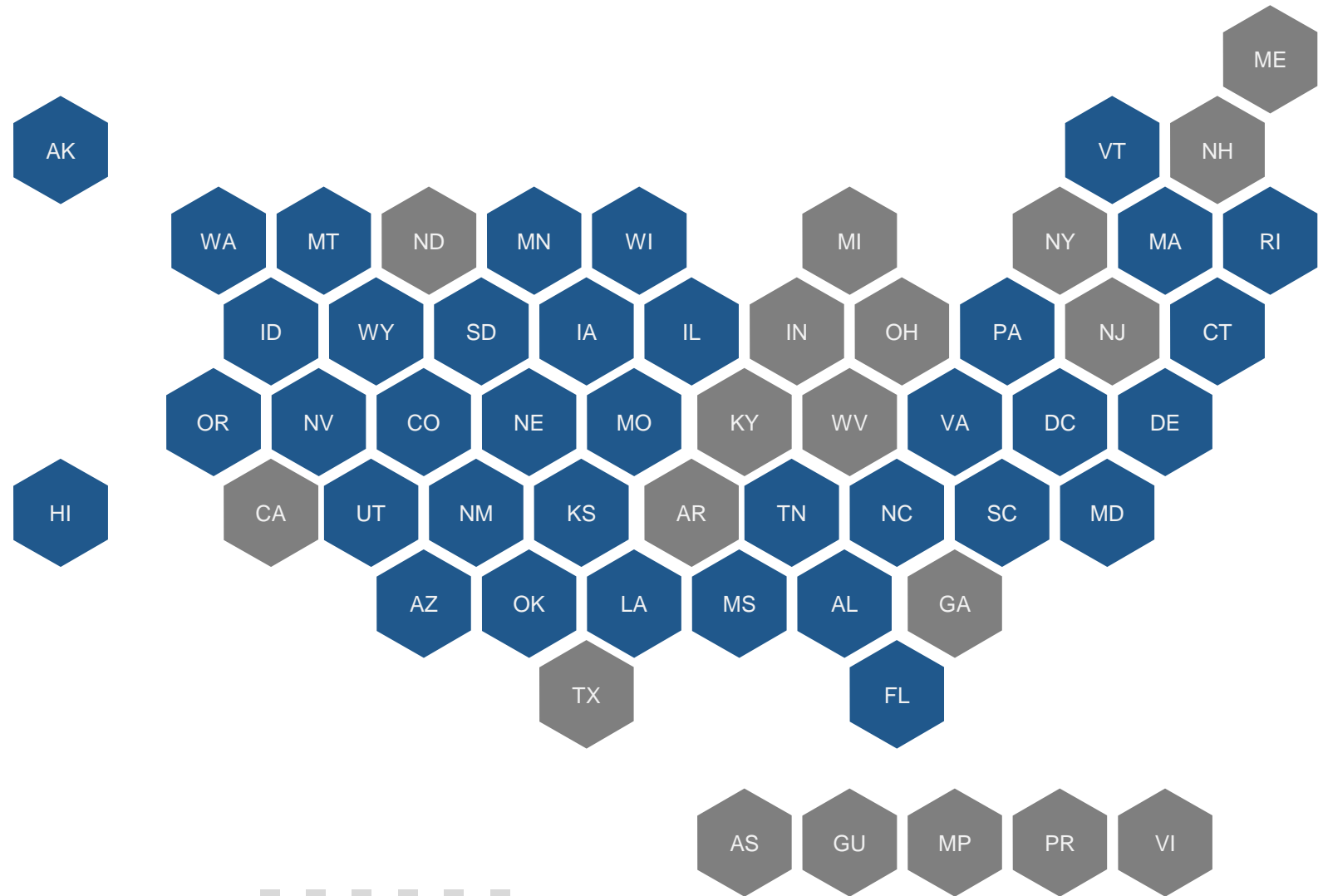
# Performance Measures in Statute

36

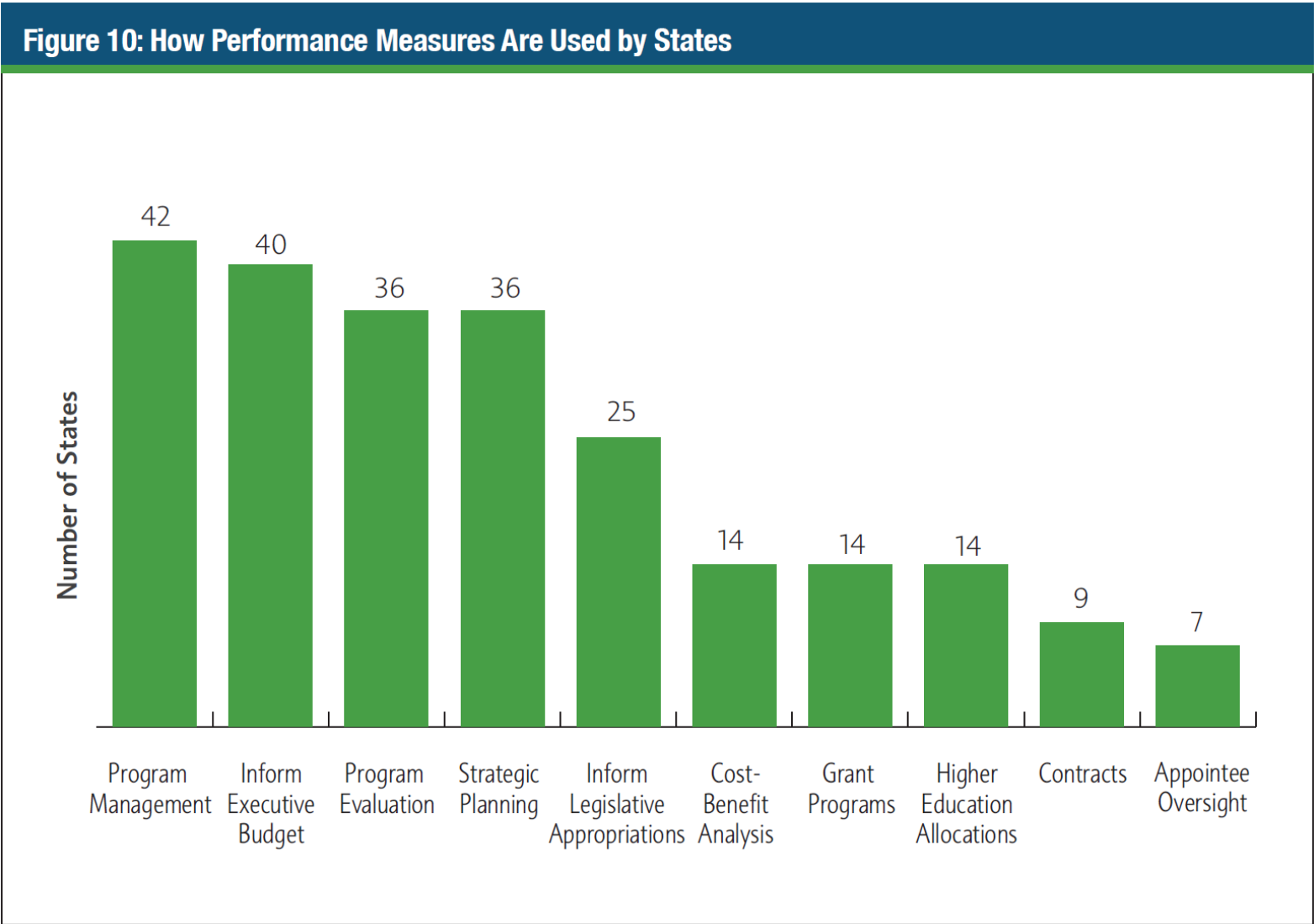
36 States and D.C.

Statutory requirements for performance measures

Most enacted 1990s or later



# Use of Performance Measures



NASBO, Budget Processes in the States 2021



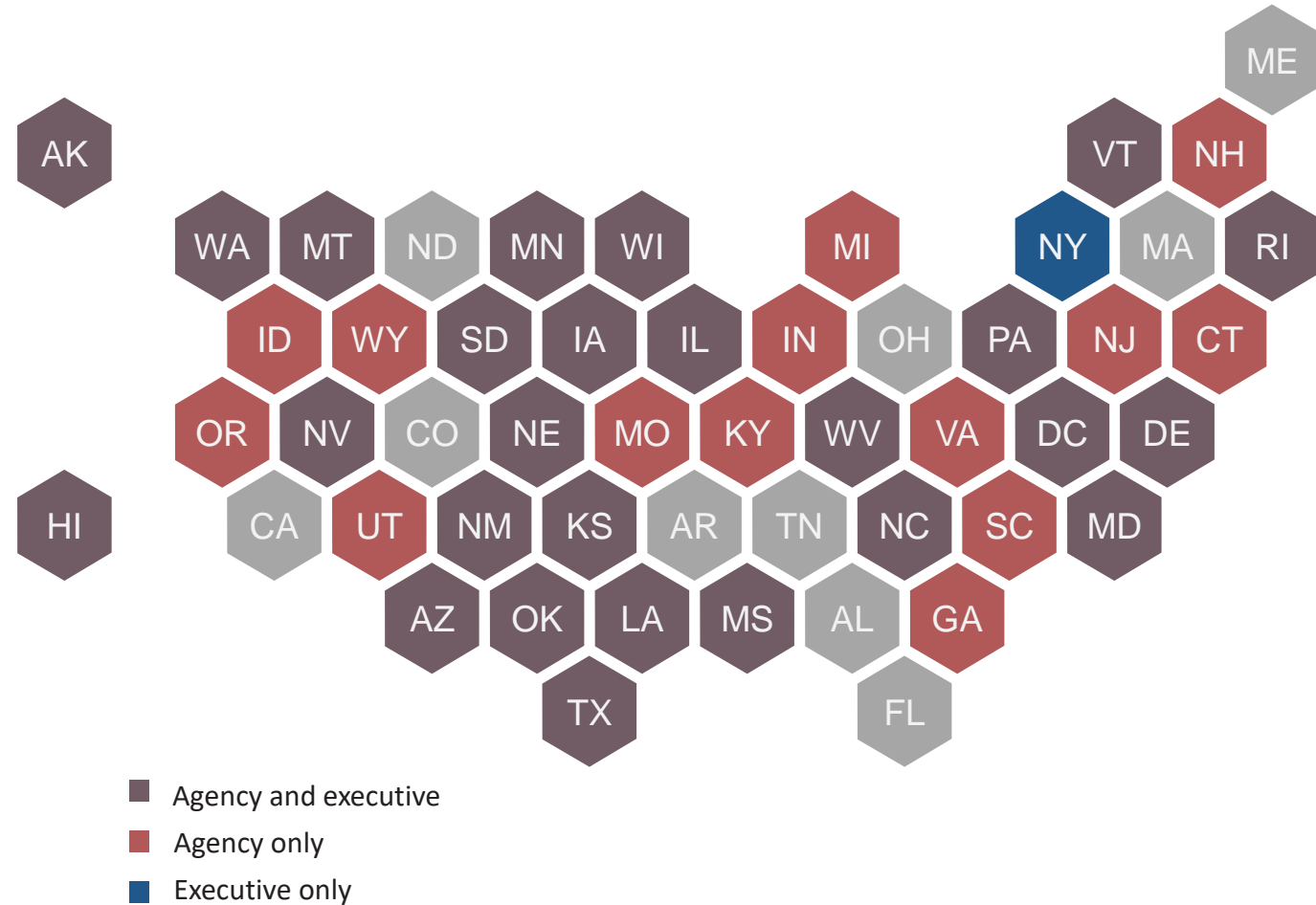
# Performance Measures and the Budget

## 25 states

Performance measures required in agency budget requests and executive budget documents

## 14 states

Performance measures required in agency budget requests only



NASBO, Budget Processes in the States 2021

# Missouri Categories of Measures in Budget

- [Missouri statute](#) requires legislature to take measures into account in funding decisions
- Agency must include “significant, pertinent performance measures for core programs”



**Activity  
Measures**

**Program  
Quality**

**Program  
Impact**

**Program  
Efficiency**




# Common Features and Considerations

Broad spectrum of related concepts and strategies



**Timely, Reliable  
Data**



**Big Picture**



**Role of Evidence**



**Cross-Branch  
Processes**



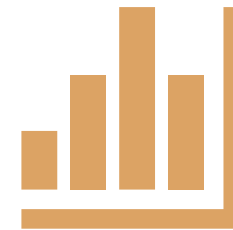
**Reporting and  
Communication**



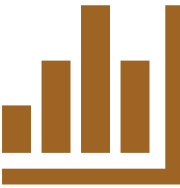




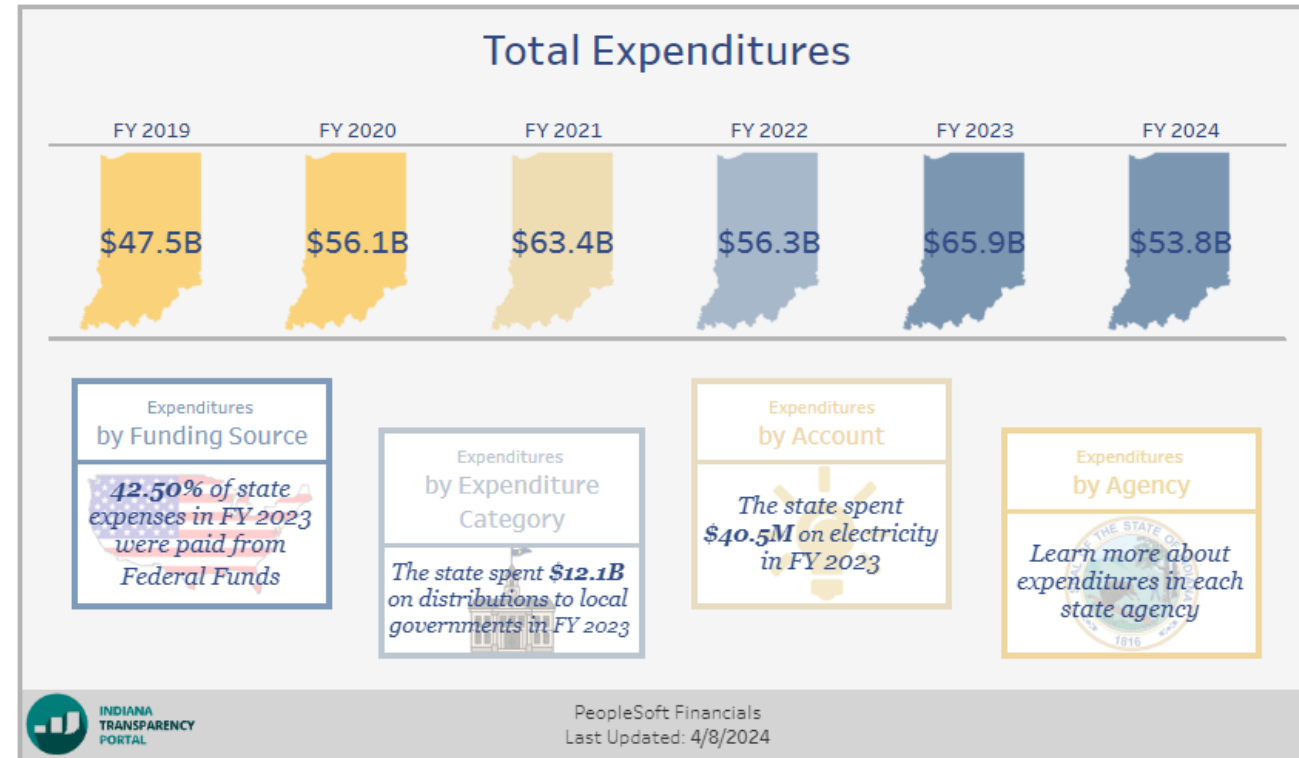
# Timely, Reliable Data



# Indiana Management Performance Hub




- Supports data integration, data sharing, and data analytics across state government to enhance data-driven decision making.
- Operates Indiana Data Hub, along with data dashboards.
- Chief Data Officer and Chief Privacy Officer





# Performance Management Systems


The Big Picture





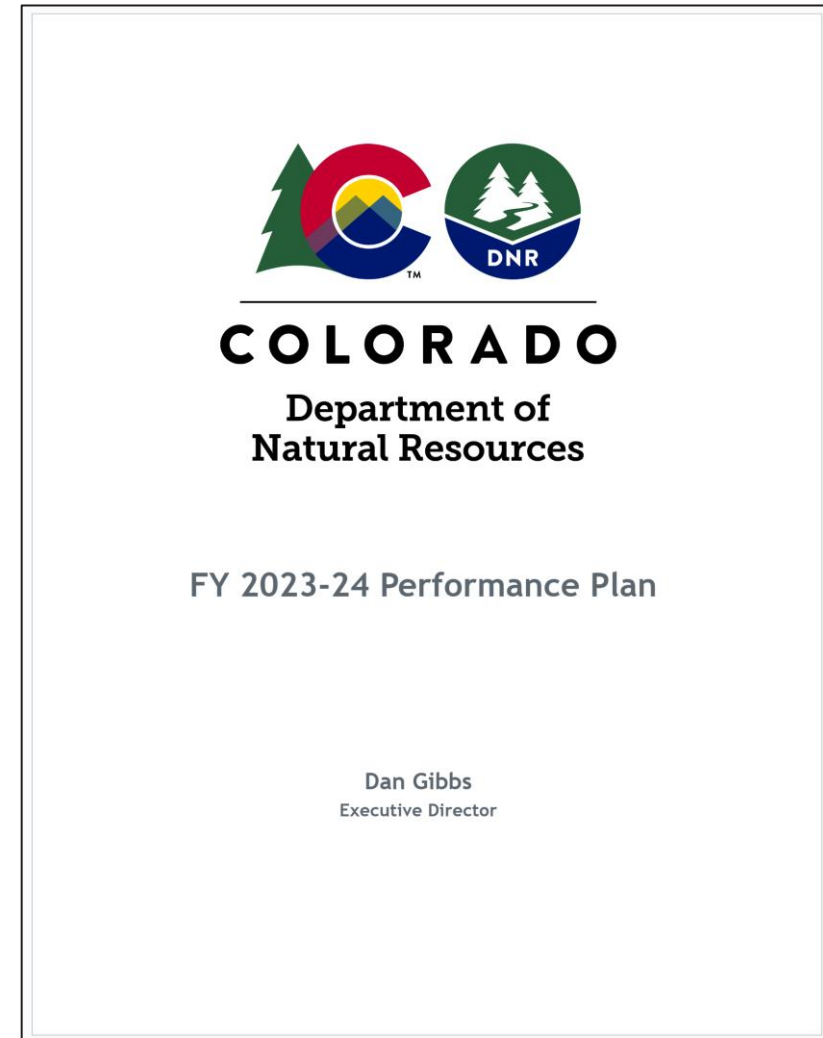
# Colorado SMART Act

State Measurement for Accountable, Responsive and Transparent Government



## Statewide performance management system

- Strategic goals and priorities
- Efficiency improvements
- Performance plans and reports



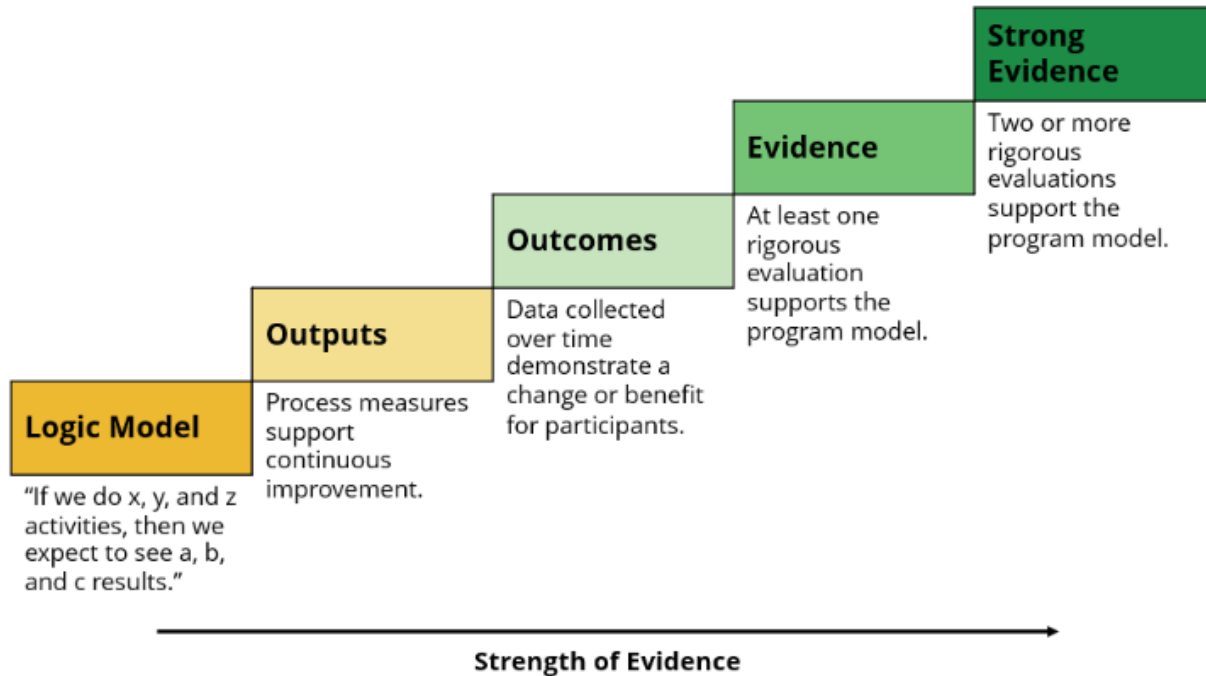


# Role of Evidence



# Tennessee Evidence-Based Budgeting

Led by Office of Evidence and Impact



Tennessee Office of Evidence and Impact

## Evidence Framework

- Used in budget process and program inventory
- Provides standardized language around evidence





# Cross-Branch Collaboration



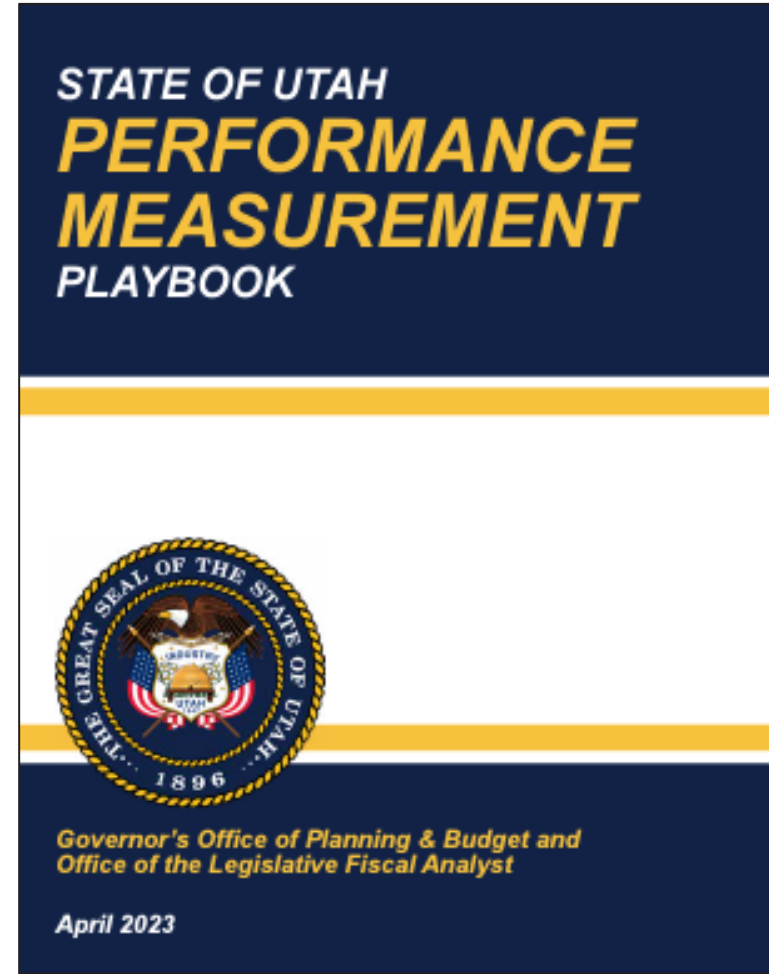
# Utah Performance Measurement Process

From HB 326 (2021) and SB 296 (2023)



## Built-in cross-branch collaboration

- Office of the Legislative Fiscal Analyst and Governor's Office of Planning & Budget
- Develop, review, and approve measures
- Create performance measure dashboard and resources, trainings





# Reporting and Communication



# New Jersey Governor's Performance Center



## DEPARTMENT OF EDUCATION

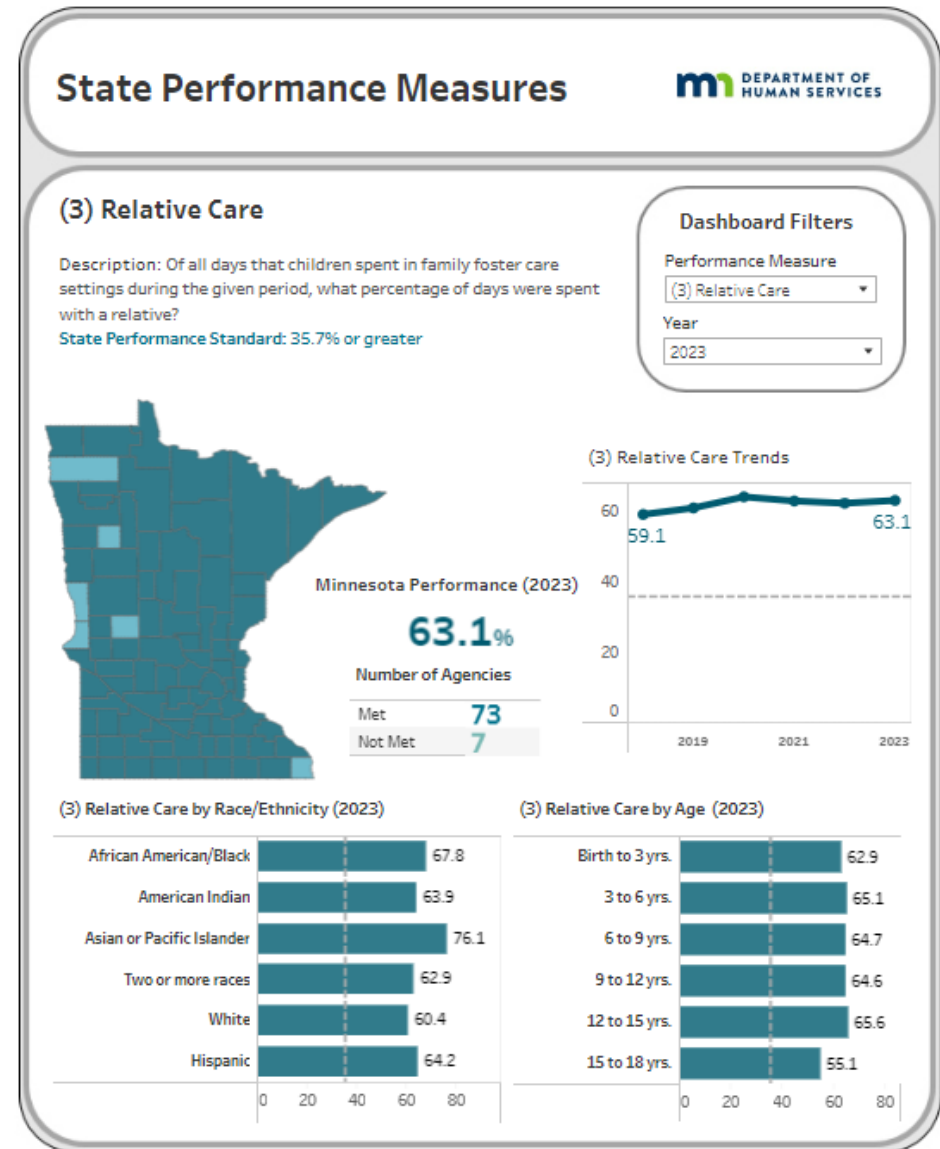
<b>Performance Indicators - 2025</b>	<b>FY23 Actual</b>	<b>FY24 Target</b>	<b>FY25 Target</b>
<b>STUDENT LEARNING &amp; ACHIEVEMENT</b>			
English Language Arts/Literacy - Grade 3 - Meeting Expectations or Exceeding Expectations	41.9%	58.0%	60.2%
English Language Arts/Literacy - Grade 9 - Meeting Expectations or Exceeding Expectations	51.6%	57.4%	59.8%
Mathematics - Grade 3 - Meeting Expectations or Exceeding Expectations	45.9%	60.8%	62.7%
Mathematics - Algebra I - Meeting Expectations or Exceeding Expectations	35.4%	52.5%	55.4%
4-Year High School Graduation Rate	91.1%	92.0%	92.3%



# Minnesota Child Welfare Data Dashboard



- Frequently updated with statewide data on nine state measures and seven federal measures.
- Goal is to inform public and decision-makers on status of children in state's child welfare system.



Minnesota  
Department of  
Human Services

# Resources

## NCSL Resources

- [ABC's of Evidence-Informed Policymaking](#)
- [How States Are Using Evidence to Drive Better Results](#)
- [Using Data and Evidence to Make Strategic Budget Decisions](#)

## State Resources

- [Colorado Performance Management Resources](#)
- [Indiana Management Performance Hub](#)
- [Minnesota Child Welfare Data Dashboard](#)
- [Missouri Performance Measure Resources](#)
- [New Jersey Governor's Performance Center](#)
- [Utah Performance Measures Resources](#)

## Other Resources

- [National Association of State Budget Officers \(NASBO\): Budget Processes in the States 2021](#)
- [Evidence-Based Policymaking Resource Center](#)
- [Results for America: Results-Focused Budget Process 2021](#)







# Thank you!

Carrington Skinner  
Senior Policy Specialist  
carrington.skinner@ncsl.org  
303-856-1538



[www.ncsl.org](http://www.ncsl.org)



@NCSLorg



Denver  
7700 East First Place,  
Denver CO 80230

Washington D.C.

444 North Capitol Street, N.W.  
Suite 515,  
Washington, D.C. 20001